





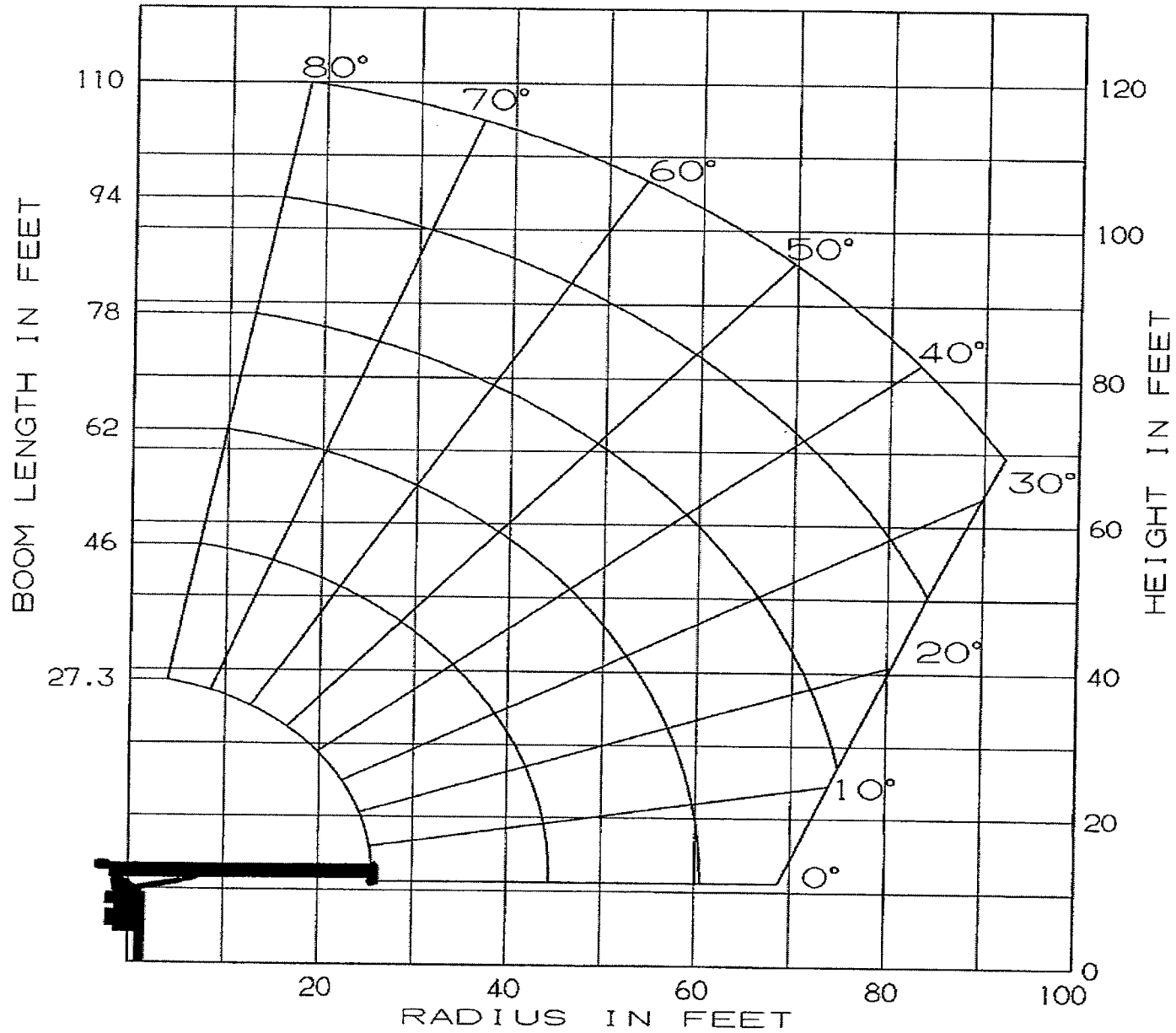


### RATED LIFTING CAPACITIES (IN POUNDS)

| Load Radius (ft.) | 27.3 ft. Boom  |                     |        | 46 ft. Boom  |                   |                     | 62 ft. Boom  |       |                   | 78 ft. Boom  |        |                   | 94 ft. Boom  |                   | 110 ft. Boom  |       |     |  |
|-------------------|---|---------------------|--------|---|-------------------|---------------------|--|-------|-------------------|---|--------|-------------------|---|-------------------|--|-------|-----|--|
|                   | Loaded Boom Angle   | Outriggers Extended |        |   | Loaded Boom Angle | Outriggers Extended |  |       | Loaded Boom Angle | Outriggers Extended   |        | Loaded Boom Angle | Outriggers Extended   | Loaded Boom Angle | Outriggers Extended  |       |     |  |
|                   |   | Max.                | Mid.   | Min.  |                   | Max.                | Mid.   | Min.  |                   | Max.  | Mid.   |                   | Max.  |                   | Max.   |       |     |  |
| 5                 | 79°   | 40,000              | 28,000 | 20,000  |                   |                     |  |       |                   |   |        |                   |   |                   |  |       |     |  |
| 8                 | 73°   | 26,000              | 26,000 | 15,000  |                   |                     |  |       |                   |   |        |                   |   |                   |  |       |     |  |
| 10                | 68°   | 21,800              | 21,800 | 10,150  | 78°               | 18,000              | 18,000   | 9,600 |                   |   |        |                   |   |                   |  |       |     |  |
| 12                | 63°   | 19,000              | 19,000 | 7,300   | 76°               | 18,000              | 18,000   | 7,100 |                   |   |        |                   |   |                   |  |       |     |  |
| 14                | 58°   | 16,600              | 16,450 | 5,550   | 73°               | 16,000              | 16,000   | 5,500 | 78°               | 14,400  | 14,400 |                   |   |                   |  |       |     |  |
| 16                | 53°   | 14,600              | 12,550 | 4,350   | 70°               | 14,200              | 12,600   | 4,400 | 76°               | 13,000  | 12,000 |                   |   |                   |  |       |     |  |
| 20                | 41°   | 11,400              | 8,150  | 2,700   | 65°               | 11,200              | 8,400  | 2,900 | 73°               | 10,400  | 8,000  | 77°               | 9,500   | 8,300             | 80°  | 5,300 |     |  |
| 25                | 17°   | 7,900               | 5,200  | 1,450   | 58°               | 8,800               | 5,600  | 1,850 | 68°               | 8,000   | 5,600  | 73°               | 7,550   | 5,650             | 77°  | 5,300 |     |  |
| 30                |   |                     |        |   | 49°               | 6,800               | 3,950  | 1,100 | 62°               | 6,300   | 4,050  | 69°               | 6,100   | 4,050             | 74°  | 5,300 |     |  |
| 35                |   |                     |        |   | 40°               | 5,200               | 2,850  | 500   | 57°               | 5,300   | 2,950  | 65°               | 5,100   | 3,000             | 70°  | 5,000 |     |  |
| 40                |   |                     |        |   | 28°               | 4,000               | 2,050  |       | 51°               | 4,400   | 2,200  | 61°               | 4,500   | 2,250             | 67°  | 4,300 |     |  |
| 45                |   |                     |        |   |                   |                     |  |       | 44°               | 3,600   | 1,600  | 56°               | 3,700   | 1,700             | 64°  | 3,700 |     |  |
| 50                |   |                     |        |   |                   |                     |  |       | 37°               | 2,900   | 1,150  | 52°               | 3,100   | 1,250             | 60°  | 3,150 |     |  |
| 55                |   |                     |        |   |                   |                     |  |       | 27°               | 2,300   |        | 47°               | 2,550   | 900               | 56°  | 2,650 |     |  |
| 60                |   |                     |        |   |                   |                     |  |       | 10°               | 1,600   |        | 41°               | 2,100   | 600               | 52°  | 2,150 |     |  |
| 65                |   |                     |        |   |                   |                     |  |       |                   |   |        | 35°               | 1,700   |                   | 48°  | 1,800 |     |  |
| 70                |   |                     |        |   |                   |                     |  |       |                   |   |        | 27°               | 1,300   |                   | 44°  | 1,450 |     |  |
| 75                |   |                     |        |   |                   |                     |  |       |                   |   |        | 14°               | 850   |                   | 39°  | 1,150 |     |  |
| 80                |   |                     |        |   |                   |                     |  |       |                   |   |        |                   |   |                   | 33°  | 850   |     |  |
| 85                |   |                     |        |   |                   |                     |  |       |                   |   |        |                   |   |                   | 26°  | 600   |     |  |
| 90                |   |                     |        |   |                   |                     |  |       |                   |   |        |                   |   |                   |  | 38°   | 450 |  |
|                   | 0°  | 5,800               | 4,800  | 1,250   | 0°                | 2,200               | 1,450  |       | 0°                | 600   |        |                   |   |                   |  |       |     |  |
|                   |   | (25.85ft.)          |        |   |                   | (44.52ft.)          |  |       |                   | (60.52ft.)  |        |                   |   |                   |  |       |     |  |

**WORKING RANGE CHART**



Note: The above lifting heights and boom angles are based on a straight (unladen) boom, and allowance should be made for boom deflection obtained under laden condition.

**TM20110 Mounting image with 22ft bed**

